

e-Permitting

miamidade.gov



MUNICIPAL REVISE PERMIT AND INSPECTION RECORD 08/26/2024
 MUNICIPAL NO.2024-004009 FOLIO: 3220130010058
 JOB SITE ADDRESS 5790 NW 165 TER
 PROPOSED USE WAREHOUSE/STORAGE
 LEGAL 13 52 40 3.668 AC SUB OF PB 2-17 PORT TR 6 & 7 BEG 615.03FTE OF
 APPLICATION TYPE NEW 112200 SQFT 0 UNITS 2 FLOORS
 OWNER NAME HIALEAH CHURCH OF CHRIST
 CONTRACTOR DC CONSTRUCTION ASSOCIATES INC
 QUALIFIER
 PERMIT TYPE MUNICIPAL BLDG
 CATEGORIES 0001 MUNICIPAL GENERAL BUILDING

DATE: 8/26/2024 PROCESS NUMBER: M2022015753 NEW
 DERM 112800 COMMERCIAL SE 183.00 DERM 112800 COMMERCIAL WA 183.00
 DERM 1 ASBESTOS REVI 175.00 DERM 1 UP FRONT FEE- 80.00
 DERM 1 PAVING AND DR 210.00 DERM 1 SEWER CAP. CE 120.00
 DERM 120 POLLUTION CON 120.00 FIRE 112200 STORAGE AND I 3769.78
 FIRE 112200 FIRE UPFRONT 458.60 FIRE 4 SRI PLAN REVI 470.33
 FIRE 2 SRI PLAN REVI 312.11 FRWK 1200 1ST FIRE MAJO 600.00
 RSUR 6 RER 7.5% SUR 68.33 UBS1 1 BLDG 7.5% UPF 1.88
 UPMU 25 UPFRONT FEE F 25.00 URS1 1 RER 7.5% UPFR 6.00

MUNICIPAL REVISE PERMIT AND INSPECTION RECORD 08/26/2024
 MUNICIPAL NO.2024-004009 PROCESS NO. M2022015753 FOLIO: 3220130010058
 JOB SITE ADDRESS 5790 NW 165 TER
 PROPOSED USE WAREHOUSE/STORAGE

REQUIRED INSPECTIONS INIT DATE
 FIRE
 0001 FIRE INSPECTIONS RECOMMENDED

200 FIRE HYDRANTS	_____	_____
208 FIRE TCO INSPECTION	_____	_____
211 PRELIMINARY	_____	_____
209 FIRE FINAL	_____	_____

MUNICIPAL REVISE PERMIT AND INSPECTION RECORD 08/26/2024
 MUNICIPAL NO.2024-004009 PROCESS NO. M2022015753 FOLIO: 3220130010058
 JOB SITE ADDRESS 5790 NW 165 TER
 PROPOSED USE WAREHOUSE/STORAGE

DATE: 8/14/2024 PROCESS NUMBER: M2024023204 REVISED *AMT. PAID 79.79
DERM 1 UP FRONT FEE-APPLICATION FEE1 80.00
DERM 1 MIN COMM REV(ADDITION/WET USES 90.00
FIRE 1 MINOR PLAN REVISION 92.89
FIRE 1 FIRE REVISION UPFRONT FEE 23.10
UPMU 25 UPFRONT FEE FOR MUNICIPALITY 25.00

DATE: 1/10/2024 PROCESS NUMBER: M2024006697 REVISED
DERM 1 UP FRONT FEE-APPLICATION FEE1 80.00
DERM 1 MIN COMM REV(ADDITION/WET USES 90.00
FIRE 1200 MAJOR PLAN REVISION 600.00
FIRE 1 FIRE REVISION UPFRONT FEE 23.10
UPMU 25 UPFRONT FEE FOR MUNICIPALITY 25.00

DATE: 11/08/2023 PROCESS NUMBER: M2024002699 REVISED
DERM 1 UP FRONT FEE-APPLICATION FEE1 80.00
DERM 1 MIN COMM REV(ADDITION/WET USES 90.00
FIRE 1200 MAJOR PLAN REVISION 600.00
FIRE 1 FIRE REVISION UPFRONT FEE 23.10
FIRE 2 SRI PLAN REVIEW 1ST REQUEST 338.64
UPMU 25 UPFRONT FEE FOR MUNICIPALITY 25.00

8/22/2024 15:39 BNZWEB1 182408226839 WEBIPAS 79.79

MUNICIPAL REVISE PERMIT AND INSPECTION RECORD 08/26/2024
MUNICIPAL NO.2024-004009 PROCESS NO. M2022015753 FOLIO: 3220130010058
JOB SITE ADDRESS 5790 NW 165 TER
PROPOSED USE WAREHOUSE/STORAGE

INSP INSP INSPECTION DISP RESULT INSP
TYPE DATE !----- COMMENTS -----! CODE DATE INIT

200 3/ 4/2024 TY! 003 3/ 4/2024 E33268

MUNICIPAL REVISE PERMIT AND INSPECTION RECORD 08/26/2024
MUNICIPAL NO.2024-004009 PROCESS NO. M2022015753 FOLIO: 3220130010058
JOB SITE ADDRESS 5790 NW 165 TER
PROPOSED USE WAREHOUSE/STORAGE

TO SCHEDULE A FIRE INSPECTION, PLEASE VISIT THE WEB AT
WWW.MIAMIDADE.GOV/BUILDING OR WWW.MIAMIDADE.GOV/FIRE. YOU WILL
NEED TO PROVIDE YOUR TEN DIGIT MUNICIPAL INSPECTION NUMBER AND
INSPECTION TYPE. THE INSPECTION TYPE CAN BE FOUND ON YOUR
INSPECTION REQUIREMENTS AND RECORDS CARD.

IF YOU HAVE ANY QUESTIONS OR CONCERNS REGARDING AN INSPECTION,
SCHEDULING A PRELIMINARY INSPECTION, OR LOAD BANK TEST
INSPECTION, PLEASE CALL FIRE PREVENTION AT 786-331-4800.

IF YOU HAVE ANY QUESTIONS OR CONCERNS REGARDING A PLAN REVIEW,

PLEASE CALL FIRE ENGINEERING AT (786) 315-2771.

****BE ADVISED THIS IS NOT A PERMIT. PERMIT IS TO BE ISSUED BY
YOUR CORRESPONDING MUNICIPAL BUILDING DEPARTMENT.**

[Back to Main Menu](#)

[BLDG Home Page](#) | [BLDG Main Menu](#) | [BLDG Permit Menu](#) | [BLDG Plans Processing Menu](#) | [Inspection Types](#) | [Address Format](#)

[Home](#) | [About](#) | [Phone Directory](#) | [Privacy](#) | [Disclaimer](#)

E-mail your comments, questions and suggestions to [Webmaster](#)

This page was last edited on: February 23, 2004

Web Site © 2004 Miami-Dade County.
All rights reserved.

;

MIAMI-DADE COUNTY

DEPARTMENT OF REGULATORY AND ECONOMIC RESOURCES

<http://www.miamidade.gov/building/home.asp>

8/22/2024 3:39:44 PM

Tracking #	Process #	Permit #
3224023204	M2024023204	2024004009

THIS COPY OF PLANS MUST BE AVAILABLE ON BUILDING SITE OR AN INSPECTION WILL NOT BE MADE.

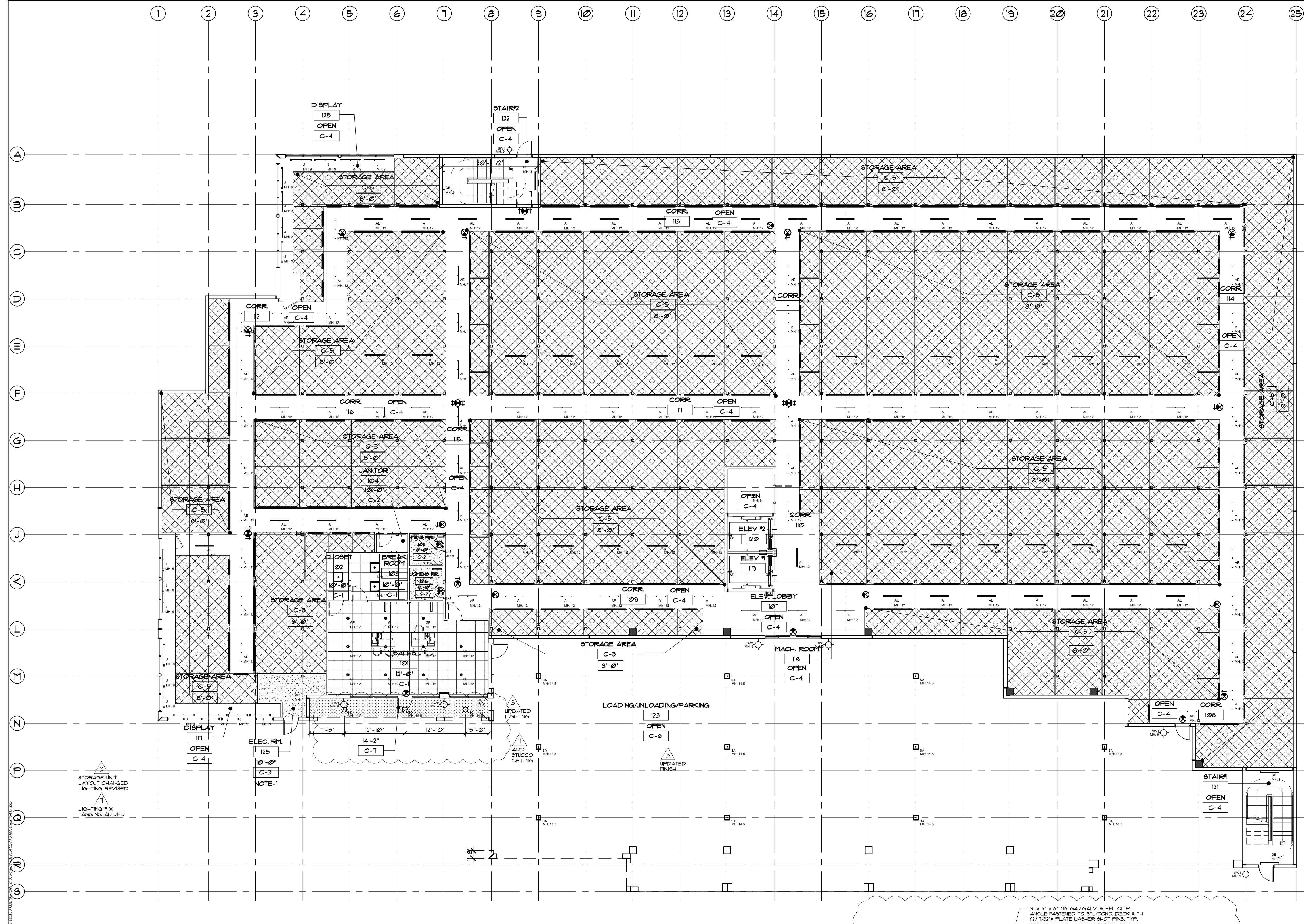
Process #	Review	Disposition	Reviewer	Date
M2024023204	UPFRONT FEES	A	WEB APPLICATION ID	8/15/2024
M2024023204	FIRE	A	RIVAS, JUAN	8/22/2024
M2024023204	WASA	N	BADLISSI, EDGAR	8/16/2024
M2024023204	IMPACT FEES	N	RICHARDSON, KEITH	8/15/2024
M2024023204	DERM CORE	A	PADRON, JORGE	8/18/2024

Disclaimer.

Subject to compliance with all Federal, State, and County Laws, rules and regulations. Miami-Dade County assumes no responsibility for accuracy of or results of these plans.

NOTICE: In addition to the requirements of this permit, there may be additional restrictions applicable to the property that may be found in the public records of this county, and there may be additional permits required from other governmental entities such as water management districts, state agencies or federal agencies.

Stamp Name	Trade	Disposition	Stamp Description
Approved	DERM	A	Approved
Approved	FIRE	A	Approved
Reference Only.	FIRE	R	Reference only.



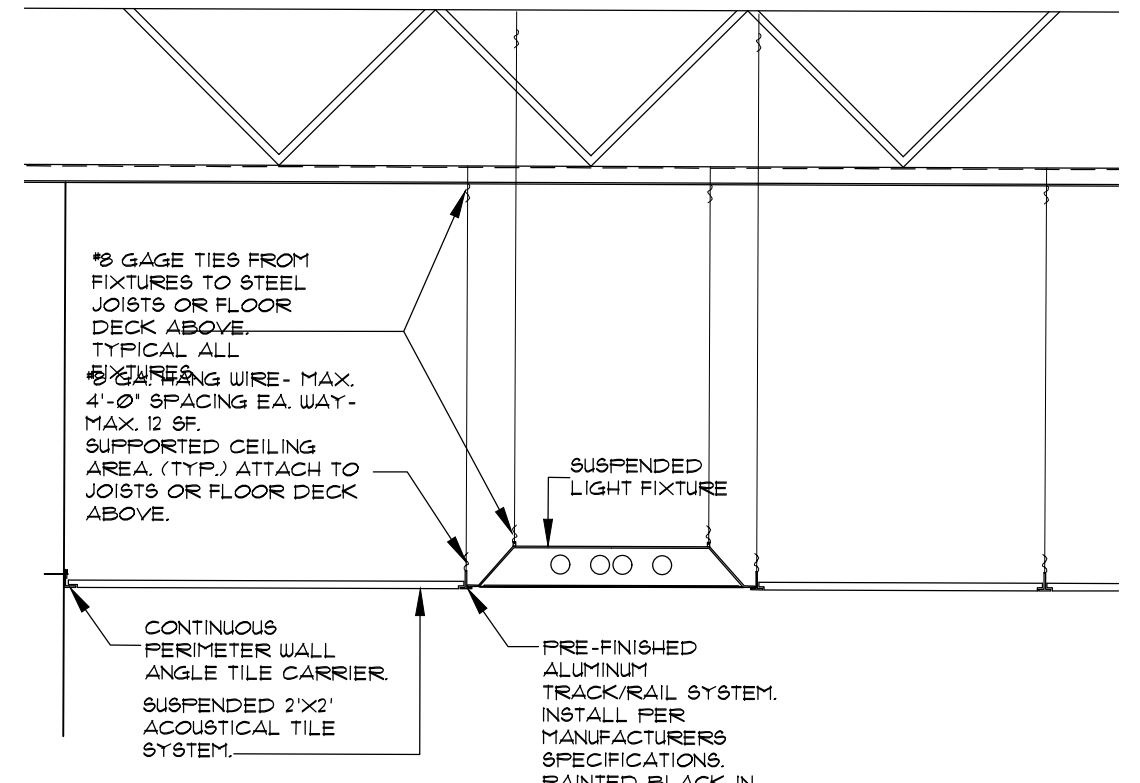
SYMBOL	DESCRIPTION
C-1	ARMSTRONG 'PRELUDE ML' GRID, 24" X 24" X 3/4" BEVELED REGULAR ULTIMA PANEL No.1912
C-2	PAINTED GYPSUM WALL BOARD CEILING. SEE SCHEDULE SHEET FOR ADDITIONAL INFO. TYP.
C-3	PAINTED 1 HR. FIRE RATED GYPSUM WALL BOARD CEILING ASSEMBLY.
C-4	EXPOSED TO STRUCTURE / OPEN SECURITY WIRE ABOVE STORAGE UNITS @ 8'-0" AFF.
C-5	OPEN TO STRUCTURE PAINTED BLACK W/ DRYFALL PAINTED MEDIUM TEXTURED STUCCO FINISH.
C-6	24" X 24" SUSPENDED ACOUSTICAL CEILING TILE AND GRID SYSTEM, TYP.
C-7	24" X 24" LED LAY-IN LIGHTING FIXTURE.
(Symbol)	OUTDOOR WALL MOUNT DECORATIVE LIGHTING FIXTURE.
(Symbol)	INDOOR WALL MOUNT LIGHTING FIXTURE.
(Symbol)	48" SURFACE MOUNT FLUORESCENT STRIP LIGHT FIXTURE.
(Symbol)	LED WALL MTD. EM STRIP LIGHT. EXTERIOR SURFACE MOUNTED LED LIGHT FIXTURE.
(Symbol)	RECESSED CAN LIGHT

REFER TO ELECTRICAL DRAWINGS FOR LIGHT FIXTURE SPECIFICATIONS, EMERGENCY LIGHT AND EXIT LIGHT LOCATIONS AND SPECIFICATIONS.

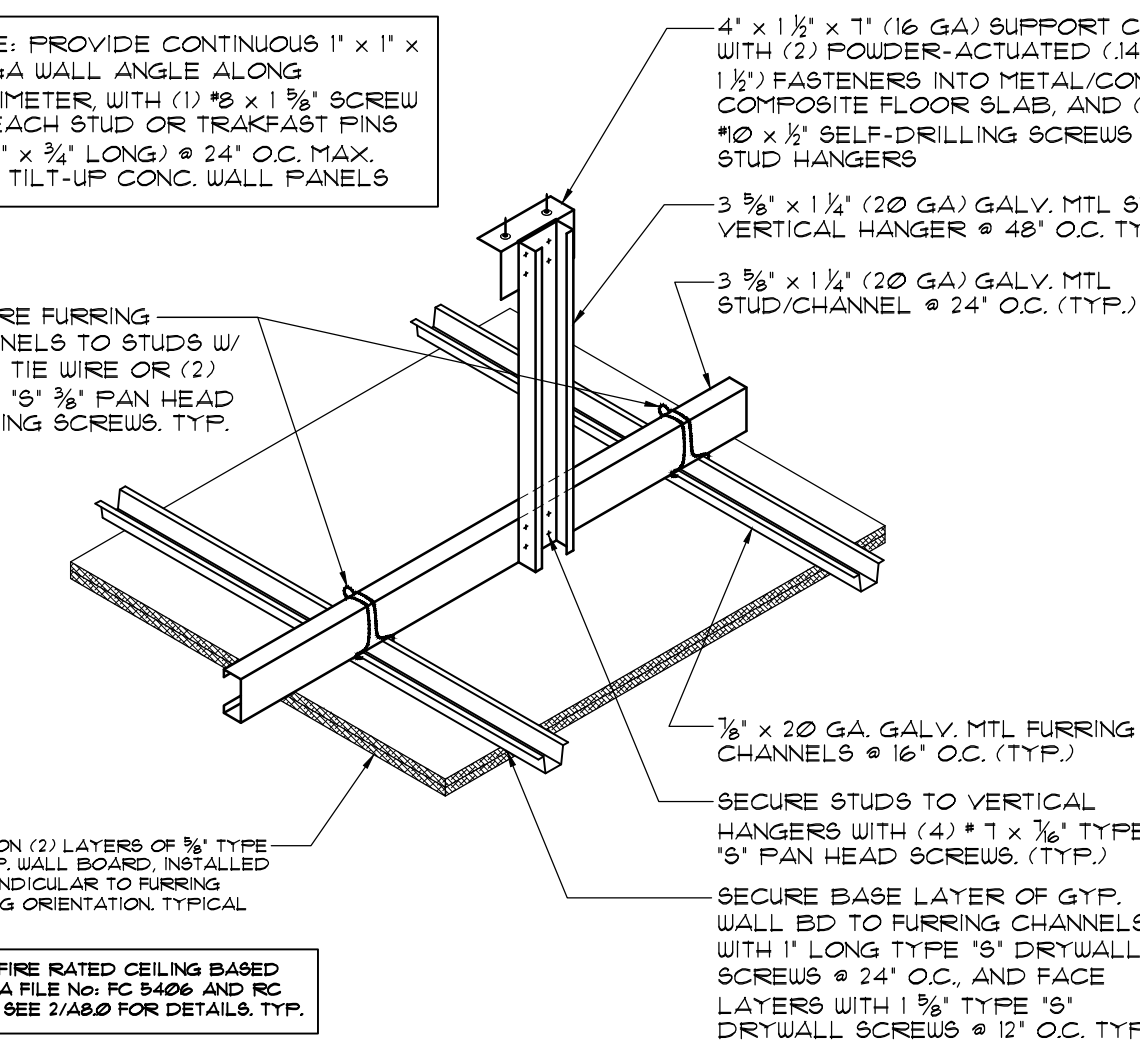
REFER TO MECHANICAL DRAWINGS FOR ALL HVAC REGISTER LOCATIONS.

NOTE:
ALL FIRE DAMPERS IN CEILINGS SHALL BE PROVIDED WITH MIN. 24"x24" ACCESS OPENING TO ALLOW ACCESS TO DEVICES.

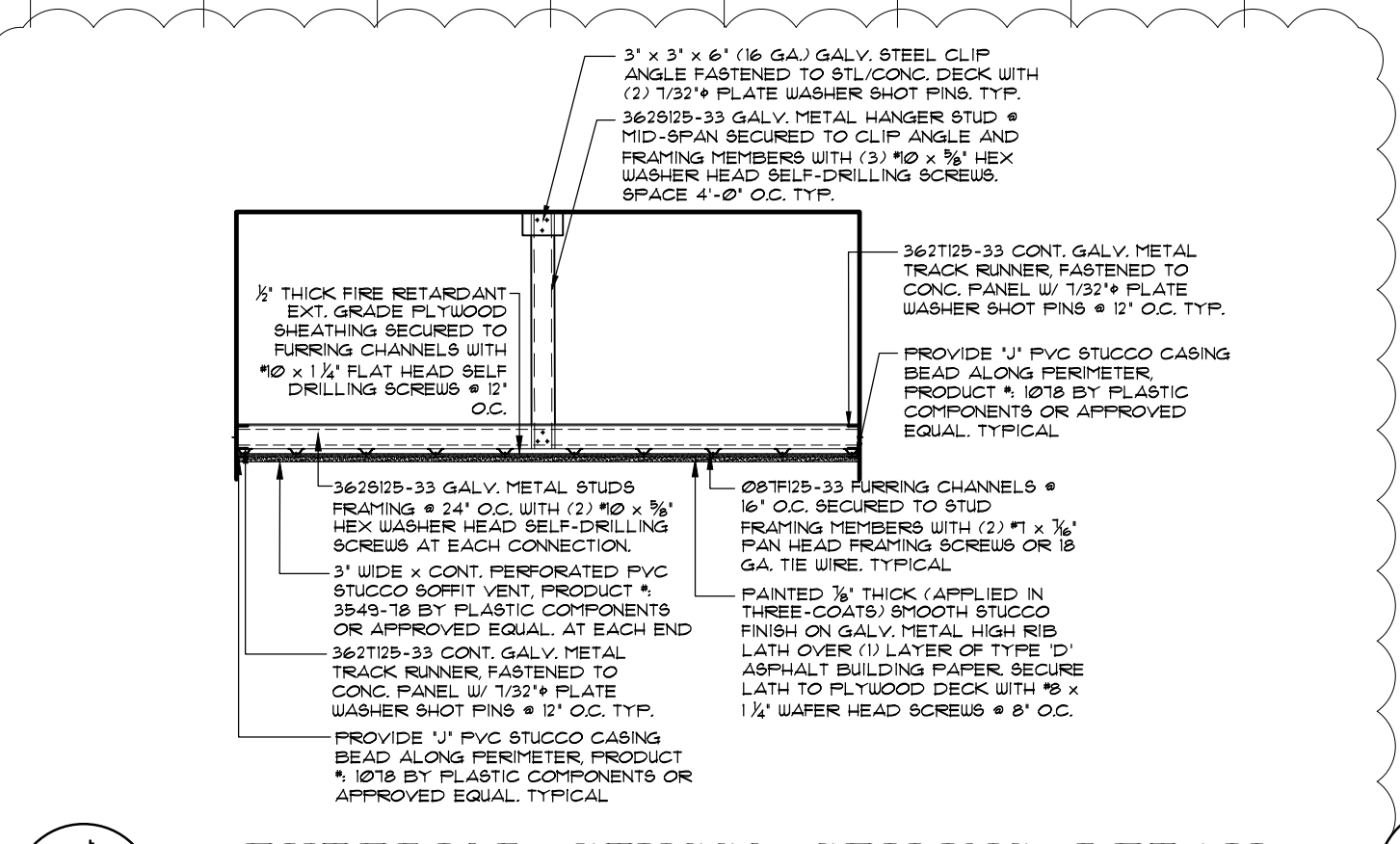
NOTE-1:
2 HR. FIRE RATED FLOOR/CEILING ASSEMBLY. 1 HR. GYP. WALL BOARD CEILING WITH 1 HR. RATED 5/8" THICK CONCRETE SLAB.



2 SUSPENDED CEILING DETAIL
1/2" = 1'-0"



1-HR FIRE RATED DRY WALL CEILING DETAIL
3/8" = 1'-0"



EXTERIOR STUCCO CEILING DETAIL
SCALE: N.T.S.

1 GROUND FLOOR REFLECTED CEILING PLAN
3/32" = 1'-0"

MIAMI LAKES STOREQUEST SELF STORAGE
5790 NW 165TH TERRACE
MIAMI LAKES, FL 33014

KENNETH R. CARLSON - ARCHITECT, P.A.
166 W. NEUFORT CENTER DR., SUITE #311
DEERFIELD BEACH, FLORIDA 33442
PH. (954) 421 - 8848 FAX (954) 421 - 9929
e-mail: krc@kenrcl.com

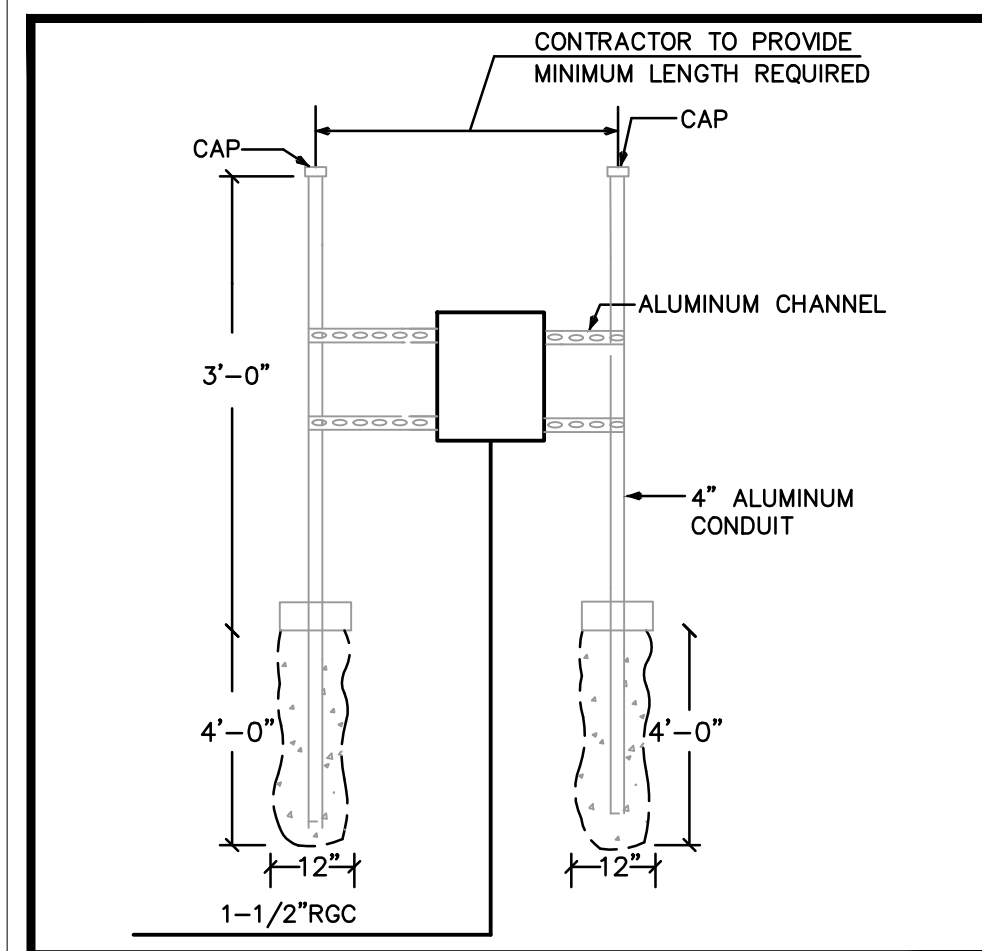
Rev's/Date:
10/20/2022
OWNER VE/COORD
BID OWNER COORD
7/17/2024
OWNER CHANGE

DRAWN BY: JS
CHECKED BY: KSC
DATE: 03/01/2023
SCALE: AS NOTED
PROJECT #: 21036
CAD DWG FILE: A8.0

ISSUED FOR CONST.
02-01-23

STATE OF FLORIDA
KENNETH R. CARLSON
REGISTERED ARCHITECT
AR12946

SHEET OF
A8.0
PAGE OF



FPL METER MOUNTING DETAIL

VOLTAGE DROP
FPL TO DPA

AC CALCULATION FOR VOLTAGE PERCENT
 VOLTAGE: 480
 LOAD: 800 AMPERES
 LOAD CIRCUIT: 3-PH, 4-W, WYE
 POWER FACTOR: 0.9
 INSULATION TEMP: 75°C/167°F
 CONDUCTOR: ALUMINUM
 CONDUCTORS PER PHASE: 3
 CONDUIT: NONE
 CABLE LENGTH: 100 FEET
 CONDUCTOR GAUGE: 400 MCM
 RESULTS:
 0.79%
 3.8 VOLTS LINE-TO-LINE
 2.2 VOLTS LINE-TO-NEUTRAL

SCHEDULE OF DRY-TYPE TRANSFORMERS									
MARK	KVA	VOLTAGE		MOUNTING FLOOR	MARK	SECONDARY FEEDER BREAKER	FEEDER	GROUNDING ELECTRODE CONDUCTOR	NOTES
		PRIMARY	SECONDARY						
T1A	75	480 VOLT 3Ø-3W	208/120 VOLT 3Ø-4W		T1A-1L	①	44300AL & 1#2Ø IN 3"	#2 IN 3/4" SCHEDULE 40 PVC	-

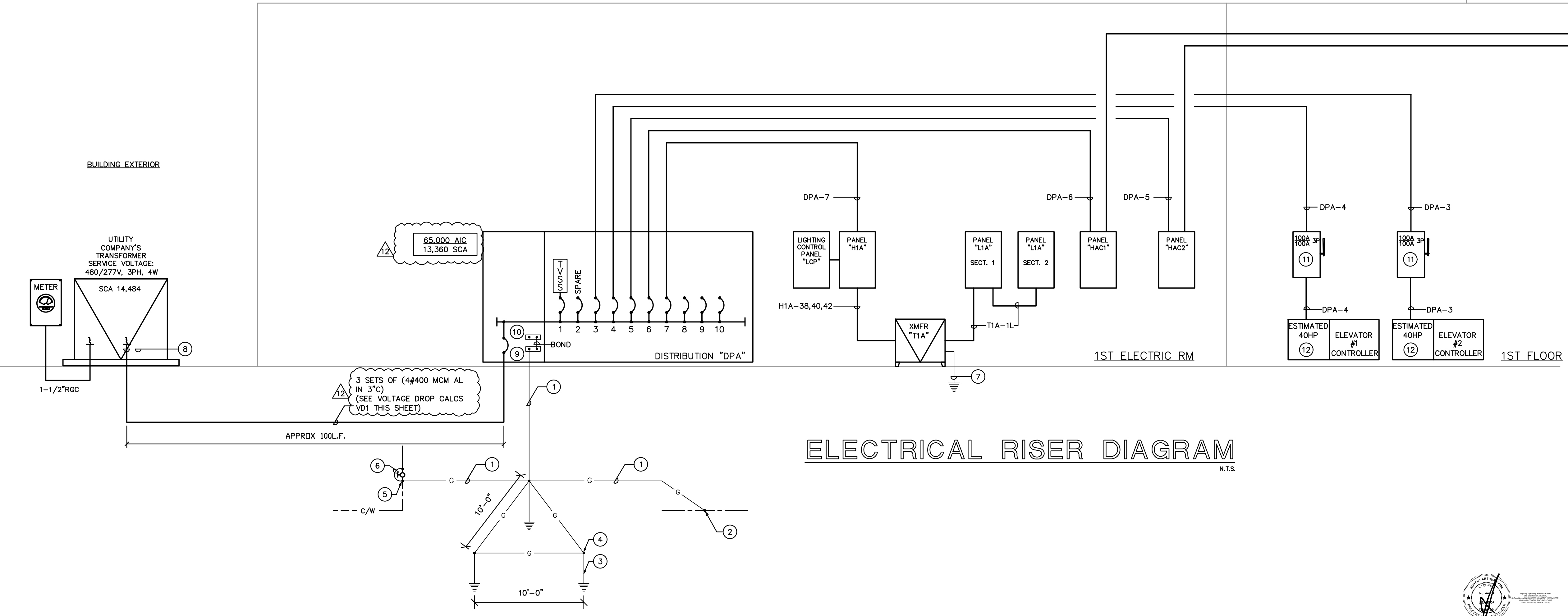
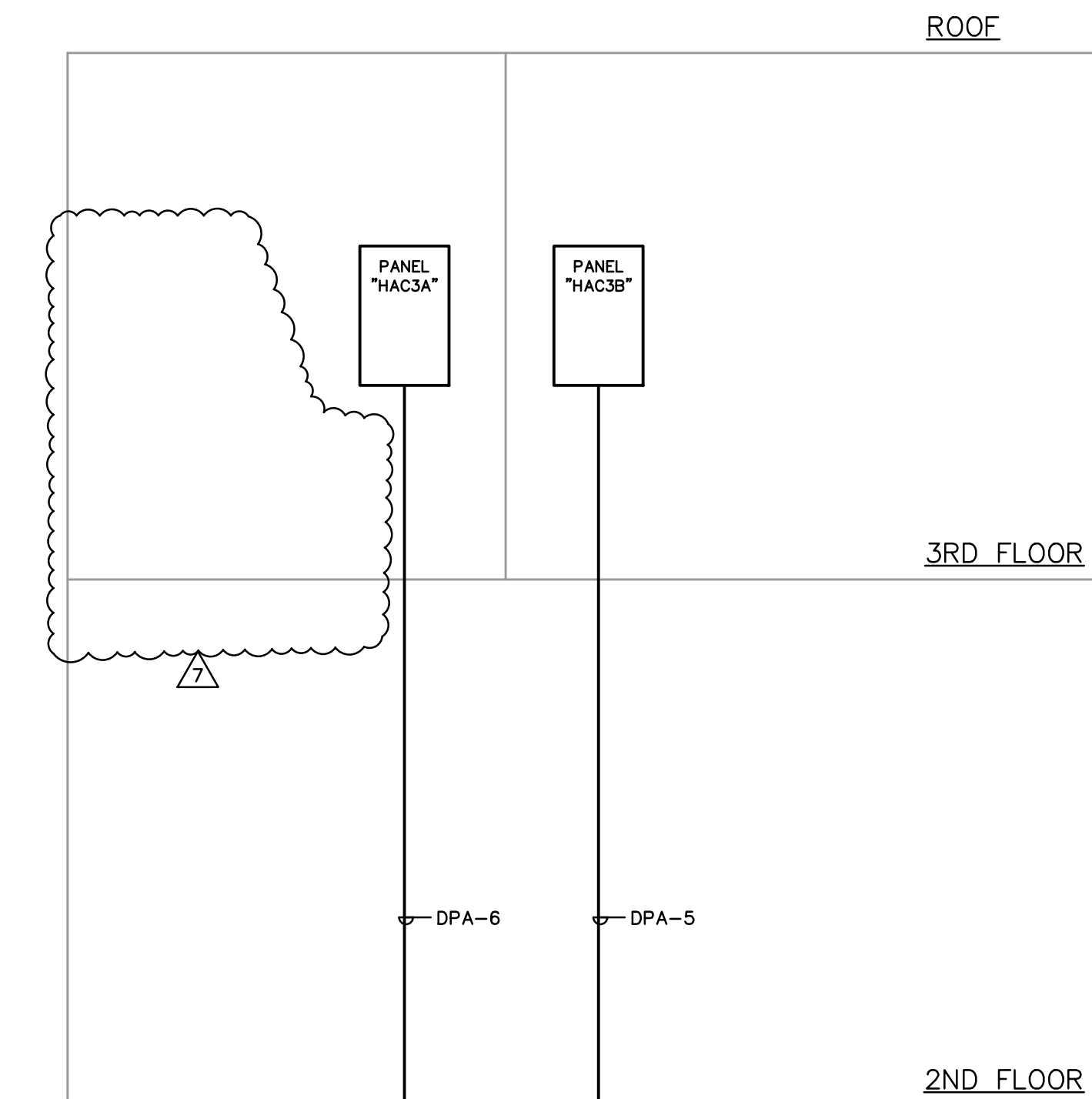
NOTE:
 ① PANEL MAIN BREAKER IS TRANSFORMER SECONDARY BREAKER.

Short Circuit Current Calculation For		
	Enter Values	Variable Name
Initial Short Circuit Current (Amps)	14484	I_u
Wire Size (AWG)	400 MCM	N/A
Number of Phases	3Ø	N/A
Voltage (Line to Line)	480.00	E_{LL}
Aluminum or Copper Conductors	Al	N/A
Conduit Material	Nonmagnetic	N/A
# Conductors Per Phase	3	N/A
Conductor Length to Target (Feet)	100	L
Motor Contribution (kVA)	25	Z
<hr/>		
	Calculated Value	Variable Name
One Conductor C Value*	18,506	N/A
Total Conductor C Value	55,518	C
Short Circuit Current from Motor (Amps)	120	I_M
<hr/>		
Short Circuit Current at Target (Amps)	13,360	I_{SCA}

Calculated by the following method:
 $F = \frac{I_u L \sqrt{3}}{C E_{LL-L}}; M = \frac{1}{1+F}; I_M = \frac{Z(1000)}{E_{LL-L} 0.25 \sqrt{3}}; I_{SCA} = M I_u + I_M$
 * C-value is based on Single Conductors In Conduit with a 600V rating.

KEY NOTES

- 1#3/0 GROUNDING ELECTRODE CONDUCTOR IN 1" SCHEDULE 40 PVC CONDUIT.
- EXOTHERMIC CONNECTION OR HEAVY DUTY SOLID BRONZE BOLTED GROUND CLAMP U.L. LISTED FOR THE PURPOSE. ELECTRICALLY CONTINUOUS STEEL REINFORCING BAR (20FT MIN. LENGTH) IN BOTTOM OF BUILDING FOUNDATION IN DIRECT CONTACT WITH EARTH.
- 10 FT. LONG x 3/4" DIAMETER COPPER DRIVEN GROUND ELECTRODE.
- EXOTHERMIC CONNECTION OR HEAVY DUTY SOLID BRONZE BOLTED GROUND CLAMP U.L. LISTED FOR THE PURPOSE. (TYPICAL)
- MAKE CONNECTION TO METALLIC COLD WATER ENTRANCE PIPE BEFORE FIRST VALVE WITH HEAVY DUTY BRONZE GROUND CLAMP.
- PROVIDE (1) 3/0 BONDING JUMPER AROUND FIRST VALVE.
- 1#2 GROUNDING CONDUCTOR IN SCHEDULE 3/4" 40 PVC CONDUIT TO NEAREST EFFECTIVELY GROUNDED BUILDING STRUCTURAL STEEL MEMBER. SEE TRANSFORMER SCHEDULE, THIS SHEET, FOR CONDUIT AND CONDUCTOR SIZE. BOND TO COLD WATER PIPING IN ADJACENT AREA.
- TERMINATE CONDUITS IN EXACT MANNER AND LOCATION AS REQUIRED BY UTILITY COMPANY. LEAVE 10 FT. SLACK CONDUCTOR PER CONDUCTOR FOR EXTENSION AND CONNECTION FOR UTILITY COMPANY.
- GROUND BAR.
- NEUTRAL BAR.
- PROVIDE COOPER BUSSMAN "POWER MODUL" FUSIBLE SHUNT TRIP SWITCH WITH FIRE SAFETY INTERFACE. SEE ELEVATOR FIRE SAFETY STANDARD DETAIL ON SHEET FA0.1.
- PROVIDE LABEL WITH THE AVAILABLE SHORT CIRCUIT ON THE LINE TERMINATES FOR THE ELEVATOR CONTROL PANEL 1 & 2 IN ACCORDANCE WITH NEC 620.51(D)(2).



ELECTRICAL RISER DIAGRAM N.T.S.

ARC-FLASH HAZARD WARNING
 ELECTRICAL SWITCHBOARDS, PANELBOARDS, INDUSTRIAL CONTROL PANELS, METER SOCKET ENCLOSURES, AND MOTOR CONTROL CENTERS SHALL BE FIELD MARKED TO WARN QUALIFIED PERSONS OF POTENTIAL ELECTRIC ARC FLASH HAZARDS. THE MARKING SHALL BE LOCATED SO AS TO BE CLEARLY VISIBLE TO QUALIFIED PERSONS BEFORE EXAMINATION, ADJUSTMENT, SERVICING, OR MAINTENANCE OF THE EQUIPMENT. REFER TO NEC 110.16.

FAULT CURRENT CALCULATION
 SERVICE EQUIPMENT SHALL BE LEGIBLY MARKED IN THE FIELD WITH THE MAXIMUM AVAILABLE FAULT CURRENT. THE FIELD MARKING(S) SHALL INCLUDE THE DATE THE FAULT CURRENT CALCULATION WAS PERFORMED AND BE OF SUFFICIENT DURABILITY TO WITHSTAND THE ENVIRONMENT INVOLVED.

INTERSYSTEM BONDING
 PROVIDE INTERSYSTEM BONDING PER NEC 250.94

MIAMI LAKES STOREQUEST SELF STORAGE
 5750 NW 165TH TERRACE
 MIAMI LAKES, FL 33004
 12/23 UPDATED PER
 FIRE COMMENT

KENNETH R. CARLSON - ARCHITECT, P.A.
 1166 W. NEWPORT CENTER DR, SUITE #511
 DEERFIELD BEACH, FLORIDA 33442
 P.H. (954) 421 - 8848 FAX (954) 421 - 9929
 e-mail: krc@krcarchitect.com

REVISION:
 08/30/23 BID
 OWNER COORD.
 08/17/24
 COORDINATION

DRAWN BY: JS
 CHECKED BY: KRC
 DATE: 02/02/2023
 SCALE: AS NOTED
 PROJECT #: 21036
 CAD DWG FILE:
 ISSUED FOR CONSTR.
 02-01-23

POWER RISER DIAGRAM
 AR12546
 KENNETH R. CARLSON

ISSUED FOR PERMIT
 ISSUED FOR CONSTRUCTION

KAMM CONSULTING PROJECT #: 2022-0119
 PROJECT MANAGER: JOHN CHIRGWIN

KAMM Consulting
 1407 West Newport Center Drive
 Deerfield Beach, Florida 33442
 Phone 954.949.2200 Fax 954.949.2201
 engineering@kammconsulting.com
 Certification of Authorization #8189

01.05.2023
 date
 signed

SHEET OF
E5.1
 PAGE OF

SCHEDULE OF BRANCH CIRCUIT PANEL "LIA" (SECT.1)

MAIN: 225 AMP / 3 POLE MAIN CIRCUIT BREAKER (PROVIDE PANEL WITH FEED THRU LUGS) VOLTAGE: 208/120V, 3Ø, 4 WIRE
 SPEC: SQUARE D TYPE "NO" OR APPROVED EQUIVALENT
 MOUNTING: SURFACE

DESCRIPTION	WIRE	GND.	COND.	TRIP	OCT.	A PHASE			B PHASE			C PHASE			COND.	GND.	WIRE	DESCRIPTION		
						KVA	TRIP	TRIP	KVA	TRIP	TRIP	KVA	TRIP	TRIP						
AHU-CU-E-2	2#12	1#12	3/4"	15	2	0.9	0.8		0.9	0.8		0.9	0.8		4	20	3/4"	1#12	2#12	RECEPTS - SHOW WINDOW
RECEPT TELEPHONE BACKBOARD	2#12	1#12	3/4"	20	3										6	20	3/4"	1#12	2#12	RECEPTS - SHOW WINDOW
RECEPT RM JANITOR 104	2#12	1#12	3/4"	20	7	0.4	0.3		0.4	0.3		0.4	0.3		6	20	3/4"	1#12	2#12	RECEPTS - SHOW WINDOW
WATER COOLER 1ST FLOOR	2#12	1#12	3/4"	20	9										10	20	3/4"	1#12	2#12	RECEPTS - SHOW WINDOW
FACP (***)	2#12	1#12	3/4"	20	11										12	20	3/4"	1#12	2#12	RECEPTS - SHOW WINDOW
HAND DRYER WOMENS RR 106	2#12	1#12	3/4"	20	13	1.5	1.2		1.5	1.2		1.5	1.2		12	20	3/4"	1#12	2#12	RECEPTS - SHOW WINDOW
HAND DRYER MENS RR 105	2#12	1#12	3/4"	20	15										16	20	3/4"	1#12	2#12	RECEPTS - SHOW WINDOW
LITG/EMER/EF 2ND FL RR'S	2#12	1#12	3/4"	20	17										18	20	3/4"	1#12	2#12	RECEPTS - SHOW WINDOW
ELEV 1/2 SHAFT LITG/RECEPT	2#12	1#12	3/4"	20	19	0.8	0.3		0.8	0.3		0.8	0.3		20	20	3/4"	1#12	2#12	RECEPTS - SHOW WINDOW
RECEPT BREAKROOM	2#12	1#12	3/4"	20	21										22	20	3/4"	1#12	2#12	RECEPTS - SHOW WINDOW
RECEPT BREAKROOM	2#12	1#12	3/4"	20	23										24	20	3/4"	1#12	2#12	RECEPTS - SHOW WINDOW
RECEPT BREAKROOM	2#12	1#12	3/4"	20	25	1.5	1.2		1.5	1.2		1.5	1.2		26	20	3/4"	1#12	2#12	RECEPTS - SHOW WINDOW
1ST FL MOTORIZED DAMPERS	2#12	1#12	3/4"	20	27										28	20	3/4"	1#12	2#12	RECEPTS - SHOW WINDOW
1ST FL MOTORIZED DAMPERS	2#12	1#12	3/4"	20	29										30	20	3/4"	1#12	2#12	RECEPTS - SHOW WINDOW
CORRIDOR RECEPETS 1ST FLOOR	2#10	1#10	3/4"	20	31	0.8	0.9		0.8	0.9		0.8	0.9		32	20	3/4"	1#12	2#12	RECEPTS - SHOW WINDOW
CORRIDOR RECEPETS 1ST FLOOR	2#10	1#10	3/4"	20	33										34	20	3/4"	1#12	2#12	RECEPTS - SHOW WINDOW
2ND FL MOTORIZED DAMPERS	2#12	1#12	3/4"	20	35										36	20	3/4"	1#12	2#12	RECEPTS - SHOW WINDOW
SLIDING DOORS LOBBY 101	2#12	1#12	3/4"	20	37	1.0	2.3		1.0	2.3		1.0	2.3		38	20	3/4"	1#12	2#12	RECEPTS - SHOW WINDOW
CORRIDOR RECEPETS 2ND FLOOR	2#12	1#12	3/4"	20	39										40	15	3/4"	1#12	2#12	RECEPTS - SHOW WINDOW
CORRIDOR RECEPETS 2ND FLOOR	2#12	1#12	3/4"	20	41										42	15	3/4"	1#12	2#12	RECEPTS - SHOW WINDOW
NOTE: (A) MULTI-WIRE BRANCH CIRCUITS WITH MULTI-POLE BREAKERS ARE ACCEPTABLE FOR USE WITH NORMAL LIGHTING AND POWER BRANCH CIRCUITS IN LIEU OF THE SINGLE POLE BRANCH CIRCUITS INDICATED. (B) MULTI-WIRE BRANCH CIRCUITS ARE NOT ALLOWED FOR EMERGENCY LIGHTING AND POWER BRANCH CIRCUITS.																				
						13.9	10.0		12.5	12.5		12.5	12.5		KVA PER PHASE PANEL "LIA" SECT. 1					
						2.2	1.8		1.6	1.6		1.6	1.6		KVA PER PHASE PANEL "LIA" SECT. 2					
						16.1	11.8		14.1	14.1		14.1	14.1		TOTAL KVA PER PHASE					
						134	42.0		118	118		118	118		TOTAL KVA					

SCHEDULE OF BRANCH CIRCUIT PANEL "LIA" (SECT.2)

MAIN: 225 AMP MAIN LUGS ONLY VOLTAGE: 208/120V, 3Ø, 4 WIRE
 SPEC: SQUARE D TYPE "NO" OR APPROVED EQUIVALENT
 MOUNTING: SURFACE

DESCRIPTION	WIRE	GND.	COND.	TRIP	OCT.	A PHASE			B PHASE			C PHASE			COND.	GND.	WIRE	DESCRIPTION		
						KVA	TRIP	TRIP	KVA	TRIP	TRIP	KVA	TRIP	TRIP						
WATER COOLER 2ND FL	2#12	1#12	3/4"	20	43	1.0	0.8		1.0	0.8		1.0	0.8		44	20	3/4"	1#12	2#12	RECEPTS - SHOW WINDOW
RECEPTS - SHOW WINDOW	2#12	1#12	3/4"	20	45										46	20	3/4"	1#12	2#12	RECEPTS - SHOW WINDOW
RECEPTS SALES RM 101	2#12	1#12	3/4"	20	47										48	20	3/4"	1#12	2#12	RECEPTS - SHOW WINDOW
RECEPTS SALES RM 101 TV	2#12	1#12	3/4"	20	49	0.4			0.4			0.4			50	20	3/4"	1#12	2#12	RECEPTS - SHOW WINDOW
RECEPTS BREAK RM 103	2#12	1#12	3/4"	20	51										52	20	3/4"	1#12	2#12	RECEPTS - SHOW WINDOW
LITG/EMER/EXIT - OFFICE	2#12	1#12	3/4"	20	53										54	20	3/4"	1#12	2#12	RECEPTS - SHOW WINDOW
SPARE					55										56	20	3/4"	1#12	2#12	RECEPTS - SHOW WINDOW
SPARE					57										58	20	3/4"	1#12	2#12	RECEPTS - SHOW WINDOW
SPARE					59										60	20	3/4"	1#12	2#12	RECEPTS - SHOW WINDOW
SPARE					61										62	20	3/4"	1#12	2#12	RECEPTS - SHOW WINDOW
SPARE					63										64	20	3/4"	1#12	2#12	RECEPTS - SHOW WINDOW
SPARE					65										66	20	3/4"	1#12	2#12	RECEPTS - SHOW WINDOW
SPARE					67										68	20	3/4"	1#12	2#12	RECEPTS - SHOW WINDOW
SPARE					69										70	20	3/4"	1#12	2#12	RECEPTS - SHOW WINDOW
SPARE					71										72	20	3/4"	1#12	2#12	RECEPTS - SHOW WINDOW
SPARE					73										74	20	3/4"	1#12	2#12	RECEPTS - SHOW WINDOW
SPARE					75										76	20	3/4"	1#12	2#12	RECEPTS - SHOW WINDOW
SPARE					77										78	20	3/4"	1#12	2#12	RECEPTS - SHOW WINDOW
SPARE					79										80	20	3/4"	1#12	2#12	RECEPTS - SHOW WINDOW
SPARE					81										82	20	3/4"	1#12	2#12	RECEPTS - SHOW WINDOW
SPARE					83										84	20	3/4"	1#12	2#12	RECEPTS - SHOW WINDOW
NOTE: (A) MULTI-WIRE BRANCH CIRCUITS WITH MULTI-POLE BREAKERS ARE ACCEPTABLE FOR USE WITH NORMAL LIGHTING AND POWER BRANCH CIRCUITS IN LIEU OF THE SINGLE POLE BRANCH CIRCUITS INDICATED. (B) MULTI-WIRE BRANCH CIRCUITS ARE NOT ALLOWED FOR EMERGENCY LIGHTING AND POWER BRANCH CIRCUITS.																				
						2.2	1.8		1.6	1.6		1.6	1.6		KVA PER PHASE					
						18	15		13	13		13	13		AMPS PER PHASE					
															TOTAL KVA					

SCHEDULE OF BRANCH CIRCUIT PANEL "HIA"

MAIN: 200 AMP MAIN LUGS ONLY VOLTAGE: 480/277V, 3Ø, 4 WIRE
 SPEC: SQUARE D TYPE "NF" OR APPROVED EQUIVALENT
 MOUNTING: SURFACE

DESCRIPTION	WIRE	GND.	COND.	TRIP	OCT.	A PHASE			B PHASE			C PHASE			COND.	GND.	WIRE	DESCRIPTION		
						KVA	TRIP	TRIP	KVA	TRIP	TRIP	KVA	TRIP	TRIP						
LITG/EXIT/EMER STAIRS 122	2#10	1#10	3/4"	20	1	0.6	2.0		0.6	2.0		0.6	2.0		2	20	3/4"	1#10	2#10	LITG/EXIT/EMER 2ND FL CORRIDOR
LITG/EXIT/EMER 1ST FL CORRIDOR	2#10	1#10	3/4"	20	3										4	20	3/4"	1#10	2#10	LITG/EXIT/EMER 2ND FL CORRIDOR
LITG/EXIT/EMER 1ST FL STORAGE BAYS	2#10	1#10	3/4"	20	5										6	20	3/4"	1#10	2#10	LITG/EXIT/EMER 2ND FL CORRIDOR
LITG/EXIT/EMER 1ST FL CORRIDOR	2#10	1#10	3/4"	20	7	1.2	2.0		1.2	2.0		1.2	2.0		8	20	3/4"	1#10	2#10	LITG/EXIT/EMER 2ND FL CORRIDOR
SPARE					9										10	20	3/4"	1#10	2#10	DISPLAY LITG 3RD FLOOR
EXTERIOR LIGHTING	2#10	1#10	3/4"	20	11										12	20	3/4"	1#10	2#10	LITG/EXIT/EMER 3RD FL CORRIDOR
LITG/EXIT/EMER STAIRS 121	2#12	1#12	3/4"	20	13	2.0	2.0		2.0	2.0		2.0	2.0		14	20	3/4"	1#12	2#12	LITG/EXIT/EMER 3RD FL CORRIDOR
SPARE					15										16	20	3/4"	1#12	2#12	LITG/EXIT/EMER 3RD FL CORRIDOR
LITG/EXIT/EMER SALES 101	2#12	1#12	3/4"	20	17										18	20	3/4"	1#12	2#12	INH MENS RM 206
SPARE					19										20	20	3/4"	1#12	2#12	INH WOMENS RM 207
SPARE					21										22	20	3/4"	1#12	2#12	LOADING DOCK/PARKING 123 LITG
SPARE					23										24	20	3/4"	1#12	2#12	SPARE
LITG/EXIT/EMER 1ST FL CORRIDOR	2#10	1#10	3/4"	20	25	2.0			2.0			2.0			26	20	3/4"	1#10	2#10	SPARE
LITG/EXIT/EMER 1ST FL DISPLAY WEST	2#10	1#10	3/4"	20	27										28	20	3/4"	1#10	2#10	SPARE
LITG/EXIT/EMER 1ST FL DISPLAY EAST	2#10	1#10	3/4"	20	29										30	20	3/4"	1#10	2#10	SPARE
SPARE					31										32	20	3/4"	1#10	2#10	SPARE
SPARE					33										34	20	3/4"	1#10	2#10	SPARE
SPARE					35										36	20	3/4"	1#10	2#10	SPARE
SPARE					37										38	110	1-1/2"	1#6	3#2	PANEL "LIA" VIA XFMR "TIA"
SPARE					39										40	20	3/4"	1#10	2#10	SPARE
SPARE					41										42	20	3/4"	1#10	2#10	SPARE
NOTE: (A) MULTI-WIRE BRANCH CIRCUITS WITH MULTI-POLE BREAKERS ARE ACCEPTABLE FOR USE WITH NORMAL LIGHTING AND POWER BRANCH CIRCUITS IN LIEU OF THE SINGLE POLE BRANCH CIRCUITS INDICATED. (B) MULTI-WIRE BRANCH CIRCUITS ARE NOT ALLOWED FOR EM																				

NOTE: ALL SHEETS MUST BE REVIEWED

MIAMI-DADE COUNTY DEPARTMENT OF REGULATORY AND ECONOMIC RESOURCES

Herbert S. Saffir Permitting and Inspection Center

11805 SW 26th Street (Coral Way) • Miami, Florida 33175-2474 • (786) 315-2000

APPLICATION FOR MUNICIPAL PERMIT APPLICANTS

THAT REQUIRE PLAN REVIEW FROM MIAMI-DADE FIRE RESCUE

AND/OR ENVIRONMENTAL SERVICES

M2024023204

REV2024-1977

3224023204

PROVIDE MUNICIPAL PROCESS NUMBER HERE M2022015753/2024004009

DEV. TO MASTER PERMIT # 2024004009

LOCATION OF IMPROVEMENTS ** Job Address <u>5790 NW 165th Terrace, Miami Lakes FL 33014</u> Folio <u>32-2013-001-0058</u> Lot _____ Block _____ Subdivision _____ PBpg _____ Metes and bounds _____	CONTRACTOR INFORMATION ** Contractor No. <u>CGC1513932</u> Last four (4) digits of Qualifier No. <u>3195</u> Contractor Name <u>DC Construction Associates</u> Qualifier Name <u>Christopher Peck</u> Address <u>1225 NW 17th Avenue, Suite 104</u> City <u>Delray Beach</u> State <u>FL</u> Zip <u>33445</u>													
		TYPE OF IMPROVEMENTS ** <table border="0"> <tr> <td><input checked="" type="checkbox"/> New Construction on Vacant Land</td> <td><input type="checkbox"/> Demolish</td> </tr> <tr> <td><input type="checkbox"/> Alteration Interior</td> <td><input type="checkbox"/> Shell Only</td> </tr> <tr> <td><input type="checkbox"/> Alteration Exterior</td> <td><input type="checkbox"/> Addition Attached</td> </tr> <tr> <td><input type="checkbox"/> Relocation of Structure</td> <td><input type="checkbox"/> Addition Detached</td> </tr> <tr> <td><input type="checkbox"/> Enclosure</td> <td><input type="checkbox"/> Re-Roof</td> </tr> <tr> <td><input type="checkbox"/> Repair</td> <td><input type="checkbox"/> Foundation Only</td> </tr> <tr> <td><input type="checkbox"/> Repair Due to Fire</td> <td><input type="checkbox"/> Tent</td> </tr> </table>	<input checked="" type="checkbox"/> New Construction on Vacant Land	<input type="checkbox"/> Demolish	<input type="checkbox"/> Alteration Interior	<input type="checkbox"/> Shell Only	<input type="checkbox"/> Alteration Exterior	<input type="checkbox"/> Addition Attached	<input type="checkbox"/> Relocation of Structure	<input type="checkbox"/> Addition Detached	<input type="checkbox"/> Enclosure	<input type="checkbox"/> Re-Roof	<input type="checkbox"/> Repair	<input type="checkbox"/> Foundation Only
<input checked="" type="checkbox"/> New Construction on Vacant Land	<input type="checkbox"/> Demolish													
<input type="checkbox"/> Alteration Interior	<input type="checkbox"/> Shell Only													
<input type="checkbox"/> Alteration Exterior	<input type="checkbox"/> Addition Attached													
<input type="checkbox"/> Relocation of Structure	<input type="checkbox"/> Addition Detached													
<input type="checkbox"/> Enclosure	<input type="checkbox"/> Re-Roof													
<input type="checkbox"/> Repair	<input type="checkbox"/> Foundation Only													
<input type="checkbox"/> Repair Due to Fire	<input type="checkbox"/> Tent													
PERMIT TYPE ** <table border="0"> <tr> <td><input checked="" type="checkbox"/> MBLD* Category _____</td> <td rowspan="6"> REVIEW STATUS <input type="checkbox"/> Chg. Contractor <input type="checkbox"/> Re-Issue <input type="checkbox"/> Re-Stamp <input checked="" type="checkbox"/> Revision <input type="checkbox"/> Not Applicable for Fire </td> </tr> <tr> <td><input type="checkbox"/> MELE _____</td> </tr> <tr> <td><input type="checkbox"/> MPLU _____</td> </tr> <tr> <td><input type="checkbox"/> MLPG _____</td> </tr> <tr> <td><input type="checkbox"/> MMEC _____</td> </tr> <tr> <td><input checked="" type="checkbox"/> FIRE _____</td> </tr> </table>	<input checked="" type="checkbox"/> MBLD* Category _____	REVIEW STATUS <input type="checkbox"/> Chg. Contractor <input type="checkbox"/> Re-Issue <input type="checkbox"/> Re-Stamp <input checked="" type="checkbox"/> Revision <input type="checkbox"/> Not Applicable for Fire	<input type="checkbox"/> MELE _____	<input type="checkbox"/> MPLU _____	<input type="checkbox"/> MLPG _____	<input type="checkbox"/> MMEC _____	<input checked="" type="checkbox"/> FIRE _____	OWNER'S NAME ** Owner <u>16401 NW 58th SP, LLC</u> Address <u>100 Wilshire Blvd, Suite 400</u> City <u>Santa Monica</u> State <u>CA</u> Zip <u>90401</u> Phone <u>310-451-2130</u> Last four (4) digits of Owner's Social Security No. _____						
<input checked="" type="checkbox"/> MBLD* Category _____	REVIEW STATUS <input type="checkbox"/> Chg. Contractor <input type="checkbox"/> Re-Issue <input type="checkbox"/> Re-Stamp <input checked="" type="checkbox"/> Revision <input type="checkbox"/> Not Applicable for Fire													
<input type="checkbox"/> MELE _____														
<input type="checkbox"/> MPLU _____														
<input type="checkbox"/> MLPG _____														
<input type="checkbox"/> MMEC _____														
<input checked="" type="checkbox"/> FIRE _____														
PERSON TO PICK UP PLANS ** Name <u>Lesli Troy</u> Address <u>1225 NW 17th Avenue, Suite 104</u> City <u>Delray Beach</u> State <u>FL</u> Zip <u>33445</u> Phone <u>561-988-8505</u>	ARCHITECT / ENGINEER Owner _____ Address _____ City _____ State _____ Zip _____ Phone _____													
FIRE SPECIAL REQUEST PLAN REVIEW (SRI) I am requesting a Special Request Plan Review (SRI) to be scheduled as soon as possible. There is a minimum charge of one-hour. Please contact the Fire Department for current rate. 1 st Request: _____ Date: _____ 2 nd Request: _____ Date: _____ 3 rd Request: _____ Date: _____														

If the applicant is a known named violator with: unpaid civil penalties; unpaid administrative costs of hearing; unpaid County investigative, enforcement, testing, or monitoring costs; or unpaid liens, any or all of which are owed to Miami-Dade County pursuant to the provisions of the Code of Miami-Dade County, Florida, a hold on the review may be placed on this application.

**** REQUIRED FIELDS**

Miami Dade County Department of Regulatory and Economic Resources - Job Copy

3224023204 - 8/22/2024 3:39:44 PM

MDC PERMIT APPLICATION.pdf

Examiner Date Time Stamp Trade Stamp Name

RIVAS, JUAN 8/22/2024 11:25:23 AM FIRE Reference Only.

MUST BE CLEARLY FILED OUT BY APPLICANT.



Address: 5790 NW 165 TER

Folio #: 3220130010058

MDC Process #: M2024023204

MDC Tracking #: 3224023204

Job Description: REVISION TO ELEC FEEDERS & CEILING PLAN

Master Permit #: BLC2022-1704

Sub Permit #:

Revision #: REV2024-1977

OFFICE USE ONLY

ZONING	<input checked="" type="checkbox"/> Approved	Date	<input type="checkbox"/> Disapproved	<input checked="" type="checkbox"/> Approved	Date	<input type="checkbox"/> Disapproved	<input checked="" type="checkbox"/> Approved	Date	<input type="checkbox"/> Disapproved
	Date			Date			Date		
	Initials			Initials			Initials		
ROOFING	<input checked="" type="checkbox"/> Approved	Date	<input type="checkbox"/> Disapproved	<input checked="" type="checkbox"/> Approved	Date	<input type="checkbox"/> Disapproved	<input checked="" type="checkbox"/> Approved	Date	<input type="checkbox"/> Disapproved
	Date			Date			Date		
	Initials			Initials			Initials		
PLUMBING	<input checked="" type="checkbox"/> Approved	Date	<input type="checkbox"/> Disapproved	<input checked="" type="checkbox"/> Approved	Date	<input type="checkbox"/> Disapproved	<input checked="" type="checkbox"/> Approved	Date	<input type="checkbox"/> Disapproved
	Date			Date			Date		
	Initials			Initials			Initials		

PLANS CHECKED-OUT

DATE	NAME

PLANS CHECKED-IN

DATE	NAME

	AMOUNTS
BASE PERMIT	
ZONING FEE	
CODE COMPLIANCE FEE	
TECHNOLOGY FEE	
DBPR SURCH. STATE	
DBPR SURCH. BUILDING	
SCANNING FEE	
WORK W/O PERMIT FEE	
UPFRONT FEE PAID	
BALANCE DUE:	

e-Permitting

miamidade.gov



MUNICIPAL REVISE PERMIT AND INSPECTION RECORD 08/26/2024
 MUNICIPAL NO.2024-004009 FOLIO: 3220130010058
 JOB SITE ADDRESS 5790 NW 165 TER
 PROPOSED USE WAREHOUSE/STORAGE
 LEGAL 13 52 40 3.668 AC SUB OF PB 2-17 PORT TR 6 & 7 BEG 615.03FTE OF
 APPLICATION TYPE NEW 112200 SQFT 0 UNITS 2 FLOORS
 OWNER NAME HIALEAH CHURCH OF CHRIST
 CONTRACTOR DC CONSTRUCTION ASSOCIATES INC
 QUALIFIER
 PERMIT TYPE MUNICIPAL BLDG
 CATEGORIES 0001 MUNICIPAL GENERAL BUILDING

DATE: 8/26/2024 PROCESS NUMBER: M2022015753 NEW
 DERM 112800 COMMERCIAL SE 183.00 DERM 112800 COMMERCIAL WA 183.00
 DERM 1 ASBESTOS REVI 175.00 DERM 1 UP FRONT FEE- 80.00
 DERM 1 PAVING AND DR 210.00 DERM 1 SEWER CAP. CE 120.00
 DERM 120 POLLUTION CON 120.00 FIRE 112200 STORAGE AND I 3769.78
 FIRE 112200 FIRE UPFRONT 458.60 FIRE 4 SRI PLAN REVI 470.33
 FIRE 2 SRI PLAN REVI 312.11 FRWK 1200 1ST FIRE MAJO 600.00
 RSUR 6 RER 7.5% SUR 68.33 UBS1 1 BLDG 7.5% UPF 1.88
 UPMU 25 UPFRONT FEE F 25.00 URS1 1 RER 7.5% UPFR 6.00

MUNICIPAL REVISE PERMIT AND INSPECTION RECORD 08/26/2024
 MUNICIPAL NO.2024-004009 PROCESS NO. M2022015753 FOLIO: 3220130010058
 JOB SITE ADDRESS 5790 NW 165 TER
 PROPOSED USE WAREHOUSE/STORAGE

REQUIRED INSPECTIONS INIT DATE
 FIRE
 0001 FIRE INSPECTIONS RECOMMENDED
 200 FIRE HYDRANTS _____
 208 FIRE TCO INSPECTION _____
 211 PRELIMINARY _____
 209 FIRE FINAL _____

MUNICIPAL REVISE PERMIT AND INSPECTION RECORD 08/26/2024
 MUNICIPAL NO.2024-004009 PROCESS NO. M2022015753 FOLIO: 3220130010058
 JOB SITE ADDRESS 5790 NW 165 TER
 PROPOSED USE WAREHOUSE/STORAGE

DATE: 8/14/2024 PROCESS NUMBER: M2024023204 REVISED *AMT. PAID 79.79
DERM 1 UP FRONT FEE-APPLICATION FEE1 80.00
DERM 1 MIN COMM REV(ADDITION/WET USES 90.00
FIRE 1 MINOR PLAN REVISION 92.89
FIRE 1 FIRE REVISION UPFRONT FEE 23.10
UPMU 25 UPFRONT FEE FOR MUNICIPALITY 25.00

DATE: 1/10/2024 PROCESS NUMBER: M2024006697 REVISED
DERM 1 UP FRONT FEE-APPLICATION FEE1 80.00
DERM 1 MIN COMM REV(ADDITION/WET USES 90.00
FIRE 1200 MAJOR PLAN REVISION 600.00
FIRE 1 FIRE REVISION UPFRONT FEE 23.10
UPMU 25 UPFRONT FEE FOR MUNICIPALITY 25.00

DATE: 11/08/2023 PROCESS NUMBER: M2024002699 REVISED
DERM 1 UP FRONT FEE-APPLICATION FEE1 80.00
DERM 1 MIN COMM REV(ADDITION/WET USES 90.00
FIRE 1200 MAJOR PLAN REVISION 600.00
FIRE 1 FIRE REVISION UPFRONT FEE 23.10
FIRE 2 SRI PLAN REVIEW 1ST REQUEST 338.64
UPMU 25 UPFRONT FEE FOR MUNICIPALITY 25.00

8/22/2024 15:39 BNZWEB1 182408226839 WEBIPAS 79.79

MUNICIPAL REVISE PERMIT AND INSPECTION RECORD 08/26/2024
MUNICIPAL NO.2024-004009 PROCESS NO. M2022015753 FOLIO: 3220130010058
JOB SITE ADDRESS 5790 NW 165 TER
PROPOSED USE WAREHOUSE/STORAGE

INSP INSP INSPECTION DISP RESULT INSP
TYPE DATE !----- COMMENTS -----! CODE DATE INIT

200 3/ 4/2024 TY! 003 3/ 4/2024 E33268

MUNICIPAL REVISE PERMIT AND INSPECTION RECORD 08/26/2024
MUNICIPAL NO.2024-004009 PROCESS NO. M2022015753 FOLIO: 3220130010058
JOB SITE ADDRESS 5790 NW 165 TER
PROPOSED USE WAREHOUSE/STORAGE

TO SCHEDULE A FIRE INSPECTION, PLEASE VISIT THE WEB AT
WWW.MIAMIDADE.GOV/BUILDING OR WWW.MIAMIDADE.GOV/FIRE. YOU WILL
NEED TO PROVIDE YOUR TEN DIGIT MUNICIPAL INSPECTION NUMBER AND
INSPECTION TYPE. THE INSPECTION TYPE CAN BE FOUND ON YOUR
INSPECTION REQUIREMENTS AND RECORDS CARD.

IF YOU HAVE ANY QUESTIONS OR CONCERNS REGARDING AN INSPECTION,
SCHEDULING A PRELIMINARY INSPECTION, OR LOAD BANK TEST
INSPECTION, PLEASE CALL FIRE PREVENTION AT 786-331-4800.

IF YOU HAVE ANY QUESTIONS OR CONCERNS REGARDING A PLAN REVIEW,

PLEASE CALL FIRE ENGINEERING AT (786) 315-2771.

****BE ADVISED THIS IS NOT A PERMIT. PERMIT IS TO BE ISSUED BY
YOUR CORRESPONDING MUNICIPAL BUILDING DEPARTMENT.**

[Back to Main Menu](#)

[BLDG Home Page](#) | [BLDG Main Menu](#) | [BLDG Permit Menu](#) | [BLDG Plans Processing Menu](#) | [Inspection Types](#) | [Address Format](#)

[Home](#) | [About](#) | [Phone Directory](#) | [Privacy](#) | [Disclaimer](#)

E-mail your comments, questions and suggestions to [Webmaster](#)

This page was last edited on: February 23, 2004

Web Site © 2004 Miami-Dade County.
All rights reserved.

;

6601 Main St • Miami Lakes, Florida, 33014
Office: (305) 827-4015 • Fax: (305) 558-9884
Website: www.miamilakes-fl.gov

BUILDING PERMIT APPLICATION

Job Address: 5790 NW 165th Terrace, Miami Lakes FL 33014

Unit #:

Folio #: 32-2013-001-0058 Owner-Builder:

Master Permit #: BLC2022-1704

Sub Permit #:

Revision #: REV2024-1977

OWNER INFORMATION	NAME : 16401 NW 58th SP, LLC	LEGAL USE/ WORK	Current Use of Property: Vacant
	Address: 100 Wilshire Blvd, Suite #400		Job Description Revised Reflected Ceiling Plan. Hard Ceiling added at exterior. + revised electrical plan to revise feeders to aluminium
	City, State, Zip Santa Monica, CA 90401		JOB COST \$ 8,000 AREA/LENGTH: 107011 SF/LF
	Phone #: 310-451-2130 Cell #:		Residential <input type="checkbox"/> Multi-Family <input type="checkbox"/> Commercial <input checked="" type="checkbox"/> Industrial <input type="checkbox"/>
	Email Address: Permitting@DCconstructionassociates.com		Code in Effect: 2020 Florida Building Code (7th Edition) Occupancy: 199 Construction Type: Commercial Flood Zone/B.F.E.: A/E' F.F.E.: 9.10
CONTRACTOR INFORMATION	Company Name: DC Construction Associates Inc.	ARCHITECT/ ENGINEER	Firm Name: Kenneth Carlson Architect
	Qualifier Name: Christopher Peck		A/E of record:
	License # CGC1513932		License # AA CO01878
	Address 1225 NW 17th Ave. Suite 104		Address 1166 West Newport Center Drive, Suite 311
	City, State, Zip Delray Beach, FL 33445		City, State, Zip Deerfield Beach, FL , 33442
Phone #: 561-988-8505 Cell #:	Phone #: 9544278848 Cell #:		
Email Address: Permitting@DCconstructionassociates.com	Email Address: jamesg@kencarlson.com		
Permit Type -- Check only One		Change to Permit -- Check only One	
<input checked="" type="checkbox"/> Building <input type="checkbox"/> Electrical <input type="checkbox"/> Mechanical <input type="checkbox"/> Plumbing/Gas <input type="checkbox"/> Paving/Drainage <input type="checkbox"/> Sign <input type="checkbox"/> Roofing <input type="checkbox"/> P/W		<input type="checkbox"/> Extension <input type="checkbox"/> Renewal <input checked="" type="checkbox"/> Revision <input type="checkbox"/> Change Contractor <input type="checkbox"/> Shop Drawing <input type="checkbox"/> Cancellation	

Application is hereby made to obtain a permit to do work and installation as indicated. I certify that no work or installation has commenced prior to the issuance of a permit and that all work will be performed to meet the standards, of all laws regulating construction in this jurisdiction. I understand that a separate permit must be secured for ELECTRICAL WORK, MECHANICAL, PLUMBING, SIGNS, WELLS, POOLS, RE-ROOFING, SHUTTERS, WINDOWS, FURNACES, BOILERS, HEATERS, TANKS, and AIR CONDITIONERS, etc. I understand that in signing this application I am responsible for the supervision and completion of the construction including scheduling of inspections and obtaining final inspections in accordance with the plans and specification WARNING TO OWNER: YOUR FAILURE TO RECORD A NOTICE OF COMMENCEMENT MAY RESULT IN YOU PAYING TWICE FOR IMPROVEMENTS TO YOUR PROPERTY. IF YOU INTEND TO OBTAIN FINANCING, CONSULT WITH YOUR ATTORNEY OR LENDER BEFORE RECORDING YOUR NOTICE OF COMMENCEMENT. OWNER/ CONTRACTOR AFFIDAVIT: I Certify that all the foregoing information is accurate and that all work will be done in compliance with all applicable laws regulating construction and zoning.

X Timothy B. Hobin Signature of Owner or Owner's Agent
Date: 10/23/23
Print Name of Owner or Owner's Agent: Timothy B. Hobin

X Christopher Peck Signature of Qualifier
Date: 7/14/23
Print Name of Qualifier: Christopher Peck

STATE OF _____ COUNTY OF _____
Sworn to and subscribed before me this _____ 20____
by _____ (SEAL)
Personally known or I.D. _____

SEE ATTACHED CALIFORNIA NOTARIAL ACKNOWLEDGEMENT

STATE OF FLORIDA COUNTY OF PALM BEACH
Sworn to and subscribed before me this 14th of July 23
by CHRISTOPHER PECK
Personally known or I.D. _____

ANNE MARIE APONTE
Notary Public - State of Florida
Commission # HH 138579
My Comm. Expires Oct 2, 2025
Bonded through National Notary Assn.

NOTICE: In addition to the requirements of this permit, there may be additional deed restrictions enforced by the homeowner's associations that may be applicable to this property. The applicant is responsible for researching and obtaining all additional permits required from other governmental agencies, such as water management districts, state agencies, or federal agencies.