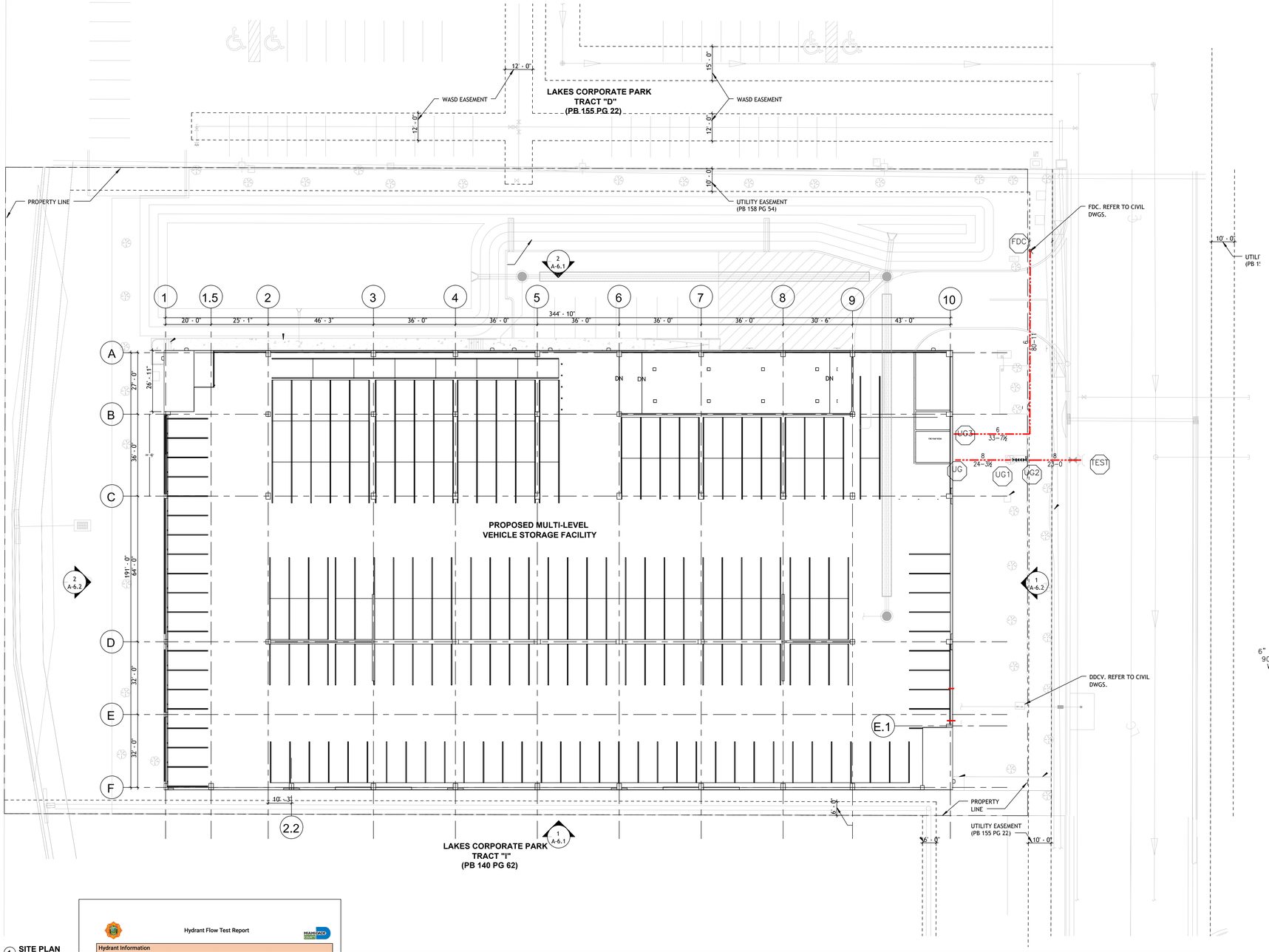

1 SITE PLAN
1" = 20'-0"

GENERAL NOTES

1. DESIGN & INSTALLATION TO BE PERFORMED IN ACCORDANCE WITH NFPA 13 2019 ED. NFPA 24 2019 ED AND LOCAL AUTHORITIES.
SYSTEM TO BE HYDRAULICALLY CALCULATED.
2. ALL FIRE SPRINKLER DEVICES TO BE UL LISTED AND/OR FM APPROVED.
3. DESIGN CRITERIA AND FIRE SPRINKLER SPACING TO BE:

SERVICE AREAS	ORD HAZARD 2 0.20/ 1500 SQ FT. WITH 250 GPM HOSE
PARKING	ORD HAZARD 2 0.20/ 1500 SQ FT. WITH 250 GPM HOSE
OIL/COMPRESSOR RM	EXT HAZARD 1
EV CHARGER (1ST FLOOR)	EXT HAZARD 2 0.40 / 2500 SQ.FT.

AREA CAN BE REDUCED PER NFPA13 19.3.3.1.1

FLOW TEST: 55 STATIC
53 RESIDUAL
1356 GPM FLOW
03/19/2026

4. PIPING TO BE (ASTM A-120)
A. SCH 40 FOR 1" THRU 2" (IN KITCHEN)
B. SCH 10 FOR 2 1/2" AND LARGER (GROOVED PIPE)
5. FITTINGS
A. BLACK DI CLASS 125 FOR 1" THRU 2".
B. GROOVED TYPE FOR 2" AND LARGER.
6. HANGERS TO BE IN ACCORDANCE WITH NFPA 13 AND LOCAL AUTHORITIES.
7. N/A
8. SPARE HEAD BOX TO BE PROVIDED (12 HEAD CAPACITY)
9. ALL ELECTRICAL WIRING BY OTHERS
10. NO STORAGE OVER 12'-0" ALLOWED

SYMBOL LEGEND

	HYDRAULIC REFERENCE POINT
0'-0"	CEILING HEIGHT
	RISE UP OR DROP DOWN IN PIPE ELEVATION
	NEW SPRINKLER PIPE
	NEW UNDERGROUND PIPING
	EXISTING CITY MAIN
	DENOTES HANGER LOCATION
[0'-0" bfs]	ELEVATION BELOW TOP OF STEEL
[0'-0"]	ELEVATION ABOVE FINISHED FLOOR
+ (TOS 0'-0")	ELEVATION @ TOP OF STEEL

UNDERGROUND PIPING NOTES:

1-ALL DEDICATED UNDERGROUND FIRE MAINS FROM POINT OF SERVICE TO BUILDING TO BE INSTALLED BY A STATE LICENSED FIRE SPRINKLER CONTRACTOR (CLASS 1, 2 or 5)
2-INSTALLATION TO BE PER NFPA #24 2019 EDITION
3-ALL UNDERGROUND MATERIALS SHALL BE LISTED FOR FIRE PROTECTION SERVICE & COMPLY WITH AWWA STANDARDS
4-ALL UNDERGROUND PIPING TO BE BURIED TO A MINIMUM OF 30" BELOW FINISH GRADE, 36" UNDER A DRIVEWAY
5-ALL JOINTS TO BE PROPERLY RETAINED BY THRUST BLOCKS & OR A LISTED JOINT RESTRAINT
6-ALL PIPING & LEAD-INS TO BE FLUSHED PER NFPA BEFORE CONNECTION TO INSIDE SPRINKLER SYSTEM
7-PIPING TO BE PVC C900 DR14 WITH MECHANICAL JOINT FITTINGS

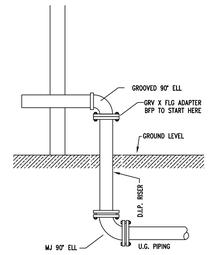

UNDERGROUND STUB IN
N.T.S.

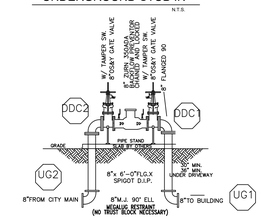

DOUBLE CHECK DETECTOR ASSEMBLY DETAIL
N.T.S.
FORE REFERENCE ONLY BY OTHERS

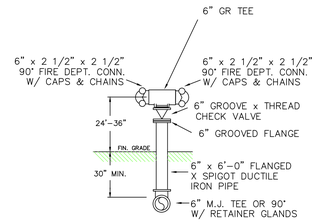

1000 GPM 145.732 PSI

FIRE DEPT. CONN. DETAIL
N.T.S.
FORE REFERENCE ONLY BY OTHERS

Hydrant Flow Test Report

Hydrant Information			
Hydrant ID:	M40239	Agency Hydrant ID:	
Repair Owner:	MDWS	Station:	1
Location:	16000 NW 59TH AVE		
Flow Test Information			
Flow Test Date:	03/19/2026 10:30:00	Flow Status:	COMPLETE
Test By:	E326996	Pitot 1:	23
Static Pressure:	60	Pitot 2:	23
Residual Pressure:	58	Pitot 3:	
Hydrant Flow:	1431.08		
Available Flow @ 20 PSIG:	7214.71		
Sprinkler Static Pressure:	55		
Sprinkler Residual Pressure:	53		
Sprinkler Flow:	1356.08		
Comments:	Static hydrant used M40240 X2026072560		

Map	Requestor Information	
	Date Requested:	03/19/2026 15:35:05
	Requested By:	FIRE DEPT
	Project Name:	
	Application #:	

FIRE SPRINKLER UNDERGROUND PLAN
SCALE : 1" = 20'-0"

Milton E Reinoso O. Digitally signed by Milton E Reinoso O.
Date: 2026.05.19 20:54:43 -04'00'

MILTON E. REINOSO - PE 91359

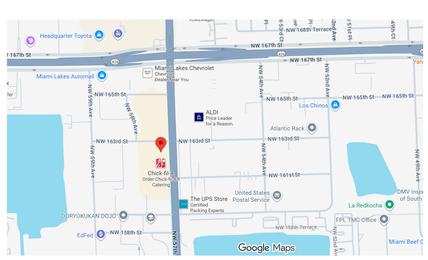

NO.	DATE	REVISION DESCRIPTION	BY
0	02/16/22	RELEASE FOR SUBMITTALS	DS

Brothers Fire Protection Inc.
Your Source for Fire Protection.....
Design/Installation/Inspection
3781 NE 11th Avenue
Oakland Park, FL 33334
Phone: 954-563-9777
STATE LICENSE #41125SO0012001

MIAMI LAKES GARAGE
16200 NW 57 AVE
MIAMI LAKES , FL 33014

UNDERGROUND

DRAWN BY: David Sengsourinha
DATE: SEPTEMBER 16 2025
SPRKS. ON JOB: 3499
SCALE: 3/32" = 1'-0"
APPROVALS: MIAMI DADE
DRAWING NAME: MIAMI LAKES GARAGE
CONTRACT NO. C25-029
SHEET NO. FP1 OF 7